



**15178 Florida Blvd
Baton Rouge LA 70819
orders@bestdealmillworks.com
225-273-2000**

Glass Catalogue



**Glass Cut to
your Design**

Any glass you need cut
including patterns and
shapes.

Tempering




Glass tempered in our
factory.



Finishing

Glass for any Custom Project.
Insulated or Single Pane
Bevel, Low E,
Decorative patterns, etc .

Clear Glass Options



Along with 1/8", 3/16" and 1/4" thicknesses we also offer Low E from 1/8 and 3/16"






orders@bestdealmillworks.com
225-273-2000

Pattern Glass Options



Antique 1/8"



Aqualite 5/32"




Bronze 1/8"




orders@bestdealmillworks.com
225-273-2000


Pattern Glass Options



Everglade 5/32"



Flemish 5/32"




Glue Chip 1/8"




Pattern Glass Options




Grey 1/8"





Impresso 5/32"




Kasumi 5/32"




Pattern Glass Options



Mislite 5/32"



Morisco 5/32"





P62 Nashiji 5/32"

Pattern Glass Options



Rain 1/8"



Reed/Moru 5/32"





Satin/Matlux 1/8"




Pattern Glass Options



Seedy 1/8"



Mirror 1/8"




Beveled Glass 5/32"


Laminated Glass

Laminated glass is layered with plastic and toughened glass. If the glass shatters, the pieces stay intact because of the middle layer of laminate that has bonded with the glass (through a special heating process).


Clear



Thicknesses can vary depending on thickness of glass it is paired with.




Dark




Yellow




Green



Orange



Red

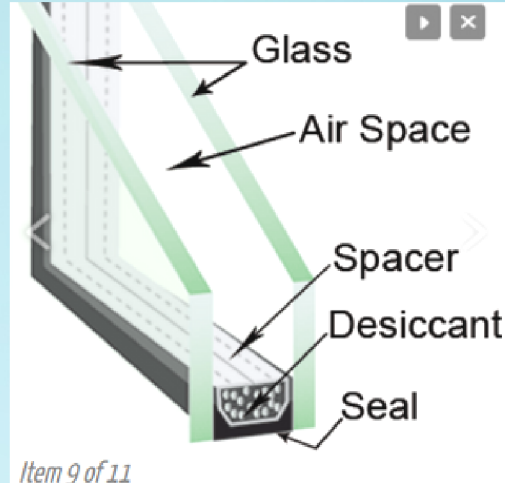


Purple

Insulated Glass


Insulated glass consists of 2 panes of glass with a spacer which is sealed in with heat and pressure.

Final thickness will depend on glass thickness and the spacer.



Clear

Thicknesses can vary depending on thickness of glass it is paired with.



Bevel Insulated



Shapes



Various Sizes



orders@bestdealmillworks.com
225-273-2000